

MADE IN ITALY. MADE TO EXCEL.

# MARVEL

---

DIVA

Interactive version



## MARBLE LOOK

### PORCELAIN TILES

Gres Porcellanato  
Grès cérame  
Feinsteinzeug  
Gres porcelánico  
Керамический гранит

### WALL TILES

Rivestimenti  
Revêtements  
Wandfliesen  
Revestimientos  
Настенная плитка



Atlas Concorde is one of the leading global brands in the production of ceramic tiles and large slabs for design and architecture. With over 50 years of history, two production plants, and numerous showroom in the capitals of international design, Atlas Concorde offers integrated and sustainable ceramic systems for floors, walls, outdoor spaces, worktops, bathroom furnishings, facades and special projects. Design your world with Atlas Concorde.

Atlas Concorde è uno dei principali brand mondiali nella produzione di superfici e grandi lastre ceramiche per il design e l'architettura. Con oltre cinquant'anni di storia, due stabilimenti produttivi, numerose showroom nelle capitali della progettazione internazionale, offriamo sistemi ceramici integrati e sostenibili per pavimenti, rivestimenti, outdoor, piani di lavoro, arredo bagno, facciate e progetti speciali. Design your world with Atlas Concorde.

[atlasconcorde.com](https://atlasconcorde.com)



# INDEX

- INSPIRATION
- IMAGE GALLERY
- SURFACE RANGE & TECHNICAL SPECIFICATION

INDEX



INSPIRATION



IMAGE GALLERY



SURFACE RANGE & TECHNICAL SPECS



ENJOY THE VIDEO



# ICONIC LIKE A DIVA.

INDEX



INSPIRATION



ICONIC LIKE A DIVA

OUR BEST SELECTION  
OF FINISHES

TEXTURES THAT AMPLIFY  
THE BEAUTY OF MARBLE

IMAGE  
GALLERY



SURFACE  
RANGE &  
TECHNICAL  
SPECS



ENJOY  
THE VIDEO





**Polished surface**  
PORCELAIN TILES



## Velvet surface

PORCELAIN TILES

Velvetech



# OUR BEST SELECTION OF FINISHES.

INDEX



INSPIRATION



ICONIC LIKE A DIVA

OUR BEST SELECTION OF FINISHES

TEXTURES THAT AMPLIFY THE BEAUTY OF MARBLE

IMAGE GALLERY



SURFACE RANGE & TECHNICAL SPECS

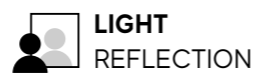


ENJOY THE VIDEO





**Silk surface**  
PORCELAIN TILES



LIGHT  
REFLECTION



INDEX



INSPIRATION



ICONIC LIKE A DIVA

OUR BEST SELECTION  
OF FINISHES

TEXTURES THAT AMPLIFY  
THE BEAUTY OF MARBLE

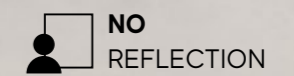
IMAGE  
GALLERY



SURFACE  
RANGE &  
TECHNICAL  
SPECS



**Matte surface**  
PORCELAIN TILES  
**Sensitech**



NO  
REFLECTION

ENJOY  
THE VIDEO



# TEXTURES THAT AMPLIFY THE BEAUTY OF MARBLE.

INDEX



INSPIRATION



ICONIC LIKE A DIVA  
OUR BEST SELECTION  
OF FINISHES

TEXTURES THAT AMPLIFY  
THE BEAUTY OF MARBLE

IMAGE  
GALLERY



SURFACE  
RANGE &  
TECHNICAL  
SPECS



ENJOY  
THE VIDEO



Reliefs on veins  
Sky Stone | Wall Tiles 50x120 Field

# Field surface

Shiny effects on veins



Ice Crystal, White Everest, Taj Mahal | Wall Tiles 50x120 Field

INDEX



INSPIRATION



ICONIC LIKE A DIVA  
OUR BEST SELECTION  
OF FINISHES

TEXTURES THAT AMPLIFY  
THE BEAUTY OF MARBLE

IMAGE  
GALLERY



SURFACE  
RANGE &  
TECHNICAL  
SPECS



ENJOY  
THE VIDEO



# 3D Crease surface

Matte 3D texture



Ice Crystal, White Everest | Wall Tiles 50x120

# Image Gallery

↔ Kitchen - Baobab




↔ Hotel Lobby - Ice Crystal



↔ Luxury Store - Sky Stone



↔ Suite Bedroom with Bathroom - White Everest



↔ Living Room - Precious Brown | Taj Mahal



↔ Bathroom - Taj Mahal



↔ Living Room and Kitchen - Precious Brown | Taj Mahal



↔ Kitchen - Black Tempest



↔ Bar - Galaxy



↔ Spa - Aqua



↔ Bathroom - Amethyst



## IMAGE GALLERY



- KITCHEN - BAOBAB
- HOTEL LOBBY - ICE CRYSTAL
- LUXURY STORE - SKY STONE
- SUITE BEDROOM WITH BATHROOM - WHITE EVEREST
- LIVING ROOM - PRECIOUS BROWN | TAJ MAHAL
- BATHROOM - TAJ MAHAL
- LIVING ROOM AND KITCHEN - PRECIOUS BROWN | TAJ MAHAL
- KITCHEN - BLACK TEMPEST
- BAR - GALAXY
- SPA - AQUA
- BATHROOM - AMETHYST

## SURFACE RANGE & TECHNICAL SPECS



## ENJOY THE VIDEO





INDEX



INSPIRATION



IMAGE GALLERY



KITCHEN - BAOBAB

- HOTEL LOBBY - ICE CRYSTAL
- LUXURY STORE - SKY STONE
- SUITE BEDROOM WITH BATHROOM - WHITE EVEREST
- LIVINGROOM - PRECIOUS BROWN | TAJ MAHAL
- BATHROOM - TAJ MAHAL
- LIVINGROOM AND KITCHEN - PRECIOUS BROWN | TAJ MAHAL
- KITCHEN - BLACK TEMPEST
- BAR - GALAXY
- SPA - AQUA
- BATHROOM - AMETHYST

SURFACE RANGE & TECHNICAL SPECS



ENJOY THE VIDEO



# BAOBAB

EXPRESSIVE COLORS.



COUNTERTOP | FURNITURE  
 Atlas Plan  
 Baobab  
 Polished  
 162x324 cm | 63<sup>3</sup>/<sub>4</sub>"x127<sup>1</sup>/<sub>2</sub>"

INDEX



INSPIRATION



IMAGE GALLERY



KITCHEN - BAOBAB

- HOTEL LOBBY - ICE CRYSTAL
- LUXURY STORE - SKY STONE
- SUITE BEDROOM WITH BATHROOM - WHITE EVEREST
- LIVINGROOM - PRECIOUS BROWN | TAJ MAHAL
- BATHROOM - TAJ MAHAL
- LIVINGROOM AND KITCHEN - PRECIOUS BROWN | TAJ MAHAL
- KITCHEN - BLACK TEMPEST
- BAR - GALAXY
- SPA - AQUA
- BATHROOM - AMETHYST

SURFACE RANGE & TECHNICAL SPECS



ENJOY THE VIDEO





^  
FLOOR  
**Atlas Plan**  
**Boost Balance Ash**  
Matte  
160x320 cm | 63"x126"

COUNTERTOP | FURNITURE  
**Atlas Plan**  
**Baobab**  
Polished  
162x324 cm | 63<sup>3</sup>/<sub>4</sub>"x127<sup>1</sup>/<sub>2</sub>"

<  
FLOOR  
**Atlas Plan**  
**Boost Balance Ash**  
Matte  
160x320 cm | 63"x126"

WALL  
**Atlas Plan**  
**Baobab**  
Polished  
160x320 cm | 63"x126"

**Marvel Diva**  
**Baobab Mosaico Hex**  
Polished  
40,3x23,3 cm - 15<sup>7</sup>/<sub>8</sub>"x9<sup>1</sup>/<sub>8</sub>"

DINING TABLE | **INCONTRO 75**  
**Atlas Concorde Habitat**  
**Boost Smoke**  
Matte  
100x180 cm | 39<sup>3</sup>/<sub>8</sub>"x70<sup>7</sup>/<sub>8</sub>"

INDEX



INSPIRATION



IMAGE  
GALLERY



KITCHEN - BAOBAB

HOTEL LOBBY - ICE CRYSTAL  
LUXURY STORE - SKY STONE  
SUITE BEDROOM WITH  
BATHROOM - WHITE EVEREST  
LIVINGROOM - PRECIOUS  
BROWN | TAJ MAHAL  
BATHROOM - TAJ MAHAL  
LIVINGROOM AND KITCHEN -  
PRECIOUS BROWN | TAJ MAHAL  
KITCHEN - BLACK TEMPEST  
BAR - GALAXY  
SPA - AQUA  
BATHROOM - AMETHYST

SURFACE  
RANGE &  
TECHNICAL  
SPECS



ENJOY  
THE VIDEO





INDEX



INSPIRATION



IMAGE GALLERY



KITCHEN - BAOBAB

HOTEL LOBBY - ICE CRYSTAL

LUXURY STORE - SKY STONE

SUITE BEDROOM WITH

BATHROOM - WHITE EVEREST

LIVINGROOM - PRECIOUS

BROWN | TAJ MAHAL

BATHROOM - TAJ MAHAL

LIVINGROOM AND KITCHEN -

PRECIOUS BROWN | TAJ MAHAL

KITCHEN - BLACK TEMPEST

BAR - GALAXY

SPA - AQUA

BATHROOM - AMETHYST

SURFACE RANGE & TECHNICAL SPECS



ENJOY THE VIDEO



# ICE CRYSTAL

RAREST PURITY.



FLOOR  
**Marvel Diva**  
**Ice Crystal**  
 Polished  
 120x240 cm | 47<sup>1</sup>/<sub>4</sub>"x94<sup>1</sup>/<sub>2</sub>"

STAIRS  
**Boost Balance**  
**Ash**  
 Matte Sensitech  
 120x120 cm | 47<sup>1</sup>/<sub>4</sub>"x47<sup>1</sup>/<sub>4</sub>"

WALL  
**Marvel Diva**  
**Ice Crystal**  
 Polished  
 120x278 cm | 47<sup>1</sup>/<sub>4</sub>"x109<sup>1</sup>/<sub>2</sub>"

INDEX



INSPIRATION



IMAGE GALLERY



KITCHEN - BAOBAB

HOTEL LOBBY - ICE CRYSTAL

LUXURY STORE - SKY STONE

SUITE BEDROOM WITH BATHROOM - WHITE EVEREST

LIVINGROOM - PRECIOUS BROWN | TAJ MAHAL

BATHROOM - TAJ MAHAL

LIVINGROOM AND KITCHEN - PRECIOUS BROWN | TAJ MAHAL

KITCHEN - BLACK TEMPEST

BAR - GALAXY

SPA - AQUA

BATHROOM - AMETHYST

SURFACE RANGE & TECHNICAL SPECS



ENJOY THE VIDEO





- ^
- FLOOR  
**Marvel Diva  
Ice Crystal**  
Polished  
120x240 cm | 47<sup>1</sup>/<sub>4</sub>"x94<sup>1</sup>/<sub>2</sub>"
- STAIRS  
**Boost Balance  
Ash**  
Matte Sensitech  
120x120 cm | 47<sup>1</sup>/<sub>4</sub>"x47<sup>1</sup>/<sub>4</sub>"
- WALL  
**Marvel Diva  
Ice Crystal**  
Polished  
120x278 cm | 47<sup>1</sup>/<sub>4</sub>"x109<sup>1</sup>/<sub>2</sub>"
- <
- FLOOR  
**Marvel Diva  
Ice Crystal**  
Polished  
120x240 cm | 47<sup>1</sup>/<sub>4</sub>"x94<sup>1</sup>/<sub>2</sub>"
- WALL  
**Atlas Plan  
Ice Crystal Bookmatch**  
Polished  
160x320 cm | 63"x126"
- DESK  
**Atlas Plan  
Ice Crystal**  
Polished  
162x324 cm | 63<sup>3</sup>/<sub>4</sub>"x127<sup>1</sup>/<sub>2</sub>"

INDEX



INSPIRATION



IMAGE  
GALLERY



KITCHEN - BAOBAB

HOTEL LOBBY - ICE CRYSTAL

LUXURY STORE - SKY STONE

SUITE BEDROOM WITH

BATHROOM - WHITE EVEREST

LIVINGROOM - PRECIOUS

BROWN | TAJ MAHAL

BATHROOM - TAJ MAHAL

LIVINGROOM AND KITCHEN -

PRECIOUS BROWN | TAJ MAHAL

KITCHEN - BLACK TEMPEST

BAR - GALAXY

SPA - AQUA

BATHROOM - AMETHYST

SURFACE  
RANGE &  
TECHNICAL  
SPECS



ENJOY  
THE VIDEO





INDEX



INSPIRATION



IMAGE GALLERY




KITCHEN - BAOBAB  
HOTEL LOBBY - ICE CRYSTAL  
LUXURY STORE - SKY STONE

SUITE BEDROOM WITH BATHROOM - WHITE EVEREST  
LIVINGROOM - PRECIOUS BROWN | TAJ MAHAL  
BATHROOM - TAJ MAHAL  
LIVINGROOM AND KITCHEN - PRECIOUS BROWN | TAJ MAHAL  
KITCHEN - BLACK TEMPEST  
BAR - GALAXY  
SPA - AQUA  
BATHROOM - AMETHYST

SURFACE RANGE & TECHNICAL SPECS



ENJOY THE VIDEO



# SKY STONE

LIMITLESS HORIZON.



<b>FLOOR</b> Boost Balance Ash Matte Sensitech 120x120 cm   47 <sup>1</sup> / <sub>4</sub> "x47 <sup>1</sup> / <sub>4</sub> "	<b>WALL</b> Marvel Diva Sky Stone Silk 120x278 cm   47 <sup>1</sup> / <sub>4</sub> "x109 <sup>1</sup> / <sub>2</sub> "	<b>DESK</b> Atlas Plan Sky Stone Silk 162x324 cm   63 <sup>3</sup> / <sub>4</sub> "x127 <sup>1</sup> / <sub>2</sub> "
---	--	---

INDEX



INSPIRATION



IMAGE GALLERY



KITCHEN - BAOBAB  
HOTEL LOBBY - ICE CRYSTAL  
LUXURY STORE - SKY STONE

SUITE BEDROOM WITH  
BATHROOM - WHITE EVEREST  
LIVINGROOM - PRECIOUS  
BROWN | TAJ MAHAL  
BATHROOM - TAJ MAHAL  
LIVINGROOM AND KITCHEN -  
PRECIOUS BROWN | TAJ MAHAL  
KITCHEN - BLACK TEMPEST  
BAR - GALAXY  
SPA - AQUA  
BATHROOM - AMETHYST

SURFACE  
RANGE &  
TECHNICAL  
SPECS



ENJOY  
THE VIDEO





**FLOOR**  
**Boost Balance**  
**Ash**  
 Matte Sensitech  
 120x120 cm | 47<sup>1</sup>/<sub>4</sub>"x47<sup>1</sup>/<sub>4</sub>"

**WALL**  
**Marvel Diva**  
**Sky Stone**  
 Silk  
 120x278 cm | 47<sup>1</sup>/<sub>4</sub>"x109<sup>1</sup>/<sub>2</sub>"

**Marvel Diva**  
**Sky Stone Mosaico Grid**  
 Velvet Velvetech  
 59,5x118,2 cm | 23<sup>3</sup>/<sub>8</sub>"x46<sup>1</sup>/<sub>2</sub>"



INDEX



INSPIRATION



IMAGE GALLERY



KITCHEN - BAOBAB  
 HOTEL LOBBY - ICE CRYSTAL  
 LUXURY STORE - SKY STONE

SUITE BEDROOM WITH  
 BATHROOM - WHITE EVEREST  
 LIVINGROOM - PRECIOUS  
 BROWN | TAJ MAHAL  
 BATHROOM - TAJ MAHAL  
 LIVINGROOM AND KITCHEN -  
 PRECIOUS BROWN | TAJ MAHAL  
 KITCHEN - BLACK TEMPEST  
 BAR - GALAXY  
 SPA - AQUA  
 BATHROOM - AMETHYST

SURFACE  
 RANGE &  
 TECHNICAL  
 SPECS



ENJOY  
 THE VIDEO





FLOOR  
**Boost Balance**  
**Ash**  
 Matte Sensitech  
 120x120 cm | 47<sup>1</sup>/<sub>4</sub>"x47<sup>1</sup>/<sub>4</sub>"

WALL  
**Marvel Diva**  
**Sky Stone Field**  
 Matte  
 50x120 cm | 47<sup>1</sup>/<sub>4</sub>"x19<sup>5</sup>/<sub>8</sub>"

INDEX



INSPIRATION



IMAGE GALLERY



KITCHEN - BAOBAB  
 HOTEL LOBBY - ICE CRYSTAL  
 LUXURY STORE - SKY STONE

SUITE BEDROOM WITH  
 BATHROOM - WHITE EVEREST  
 LIVINGROOM - PRECIOUS  
 BROWN | TAJ MAHAL  
 BATHROOM - TAJ MAHAL  
 LIVINGROOM AND KITCHEN -  
 PRECIOUS BROWN | TAJ MAHAL  
 KITCHEN - BLACK TEMPEST  
 BAR - GALAXY  
 SPA - AQUA  
 BATHROOM - AMETHYST

SURFACE  
 RANGE &  
 TECHNICAL  
 SPECS



ENJOY  
 THE VIDEO





INDEX



INSPIRATION



IMAGE GALLERY



KITCHEN - BAOBAB  
 HOTEL LOBBY - ICE CRYSTAL  
 LUXURY STORE - SKY STONE  
 SUITE BEDROOM WITH  
 BATHROOM - WHITE EVEREST

LIVINGROOM - PRECIOUS  
 BROWN | TAJ MAHAL  
 BATHROOM - TAJ MAHAL  
 LIVINGROOM AND KITCHEN -  
 PRECIOUS BROWN | TAJ MAHAL  
 KITCHEN - BLACK TEMPEST  
 BAR - GALAXY  
 SPA - AQUA  
 BATHROOM - AMETHYST

SURFACE RANGE & TECHNICAL SPECS



ENJOY THE VIDEO



# WHITE EVEREST

ENDURING ATTITUDE.



FLOOR  
Boost Balance  
Pearl  
Matte Sensitech  
120x120 cm | 47 1/4" x 47 1/4"

WALL  
Marvel Diva  
White Everest  
Silk  
120x278 cm | 47 1/4" x 109 1/2"

OUTDOOR FLOOR  
Boost Balance  
Pearl  
Outdoor Sensitech  $\pm$  20mm  
120x120 cm | 47 1/4" x 47 1/4"

OUTDOOR WALL  
Boost Balance  
Pearl  
Matte  
120x278 cm | 47 1/4" x 109 1/2"

INDEX



INSPIRATION



IMAGE  
GALLERY



- KITCHEN - BAOBAB
- HOTEL LOBBY - ICE CRYSTAL
- LUXURY STORE - SKY STONE
- SUITE BEDROOM WITH BATHROOM - WHITE EVEREST
- LIVINGROOM - PRECIOUS BROWN | TAJ MAHAL
- BATHROOM - TAJ MAHAL
- LIVINGROOM AND KITCHEN - PRECIOUS BROWN | TAJ MAHAL
- KITCHEN - BLACK TEMPEST
- BAR - GALAXY
- SPA - AQUA
- BATHROOM - AMETHYST

SURFACE  
RANGE &  
TECHNICAL  
SPECS



ENJOY  
THE VIDEO





^  
WALL  
**Marvel Diva**  
**White Everest Field**  
Matte  
50x120 cm | 19<sup>5</sup>/<sub>8</sub>"x47<sup>1</sup>/<sub>4</sub>"

<  
FLOOR  
**Marvel Diva**  
**White Everest**  
Velvet Velvtech  
120x120 cm | 47<sup>1</sup>/<sub>4</sub>"x47<sup>1</sup>/<sub>4</sub>"

WALL  
**Marvel Diva**  
**White Everest 3D Crease**  
Matte  
50x120 cm | 19<sup>5</sup>/<sub>8</sub>"x47<sup>1</sup>/<sub>4</sub>"

INDEX



INSPIRATION



IMAGE GALLERY



KITCHEN - BAOBAB  
HOTEL LOBBY - ICE CRYSTAL  
LUXURY STORE - SKY STONE  
SUITE BEDROOM WITH  
BATHROOM - WHITE EVEREST

LIVINGROOM - PRECIOUS  
BROWN | TAJ MAHAL  
BATHROOM - TAJ MAHAL  
LIVINGROOM AND KITCHEN -  
PRECIOUS BROWN | TAJ MAHAL  
KITCHEN - BLACK TEMPEST  
BAR - GALAXY  
SPA - AQUA  
BATHROOM - AMETHYST

SURFACE  
RANGE &  
TECHNICAL  
SPECS



ENJOY  
THE VIDEO





INDEX



INSPIRATION



IMAGE GALLERY



KITCHEN - BAOBAB  
 HOTEL LOBBY - ICE CRYSTAL  
 LUXURY STORE - SKY STONE  
 SUITE BEDROOM WITH  
 BATHROOM - WHITE EVEREST

LIVINGROOM - PRECIOUS  
 BROWN | TAJ MAHAL

BATHROOM - TAJ MAHAL  
 LIVINGROOM AND KITCHEN -  
 PRECIOUS BROWN | TAJ MAHAL  
 KITCHEN - BLACK TEMPEST  
 BAR - GALAXY  
 SPA - AQUA  
 BATHROOM - AMETHYST

SURFACE  
 RANGE &  
 TECHNICAL  
 SPECS



ENJOY  
 THE VIDEO



TAJ MAHAL  
 MEET THE ETERNITY.



FLOOR  
**Marvel Diva**  
**Taj Mahal**  
 Velvet Velvetch  
 120x120 cm | 47<sup>1</sup>/<sub>4</sub>"x47<sup>1</sup>/<sub>4</sub>"

WALL  
**Marvel Diva**  
**Taj Mahal**  
 Silk  
 120x278 cm | 47<sup>1</sup>/<sub>4</sub>"x109<sup>1</sup>/<sub>2</sub>"

**Marvel Diva**  
**Precious Brown**  
 Silk  
 120x278 cm | 47<sup>1</sup>/<sub>4</sub>"x109<sup>1</sup>/<sub>2</sub>"

FIREPLACE DECOR  
**Marvel Diva**  
**Taj Mahal Mosaico Grid**  
 Velvet Velvetch  
 59,5x118,2 cm | 23<sup>3</sup>/<sub>8</sub>"x46<sup>1</sup>/<sub>2</sub>"

INDEX



INSPIRATION



IMAGE  
 GALLERY



KITCHEN - BAOBAB  
 HOTEL LOBBY - ICE CRYSTAL  
 LUXURY STORE - SKY STONE  
 SUITE BEDROOM WITH  
 BATHROOM - WHITE EVEREST

LIVINGROOM - PRECIOUS  
 BROWN | TAJ MAHAL

BATHROOM - TAJ MAHAL  
 LIVINGROOM AND KITCHEN -  
 PRECIOUS BROWN | TAJ MAHAL

KITCHEN - BLACK TEMPEST  
 BAR - GALAXY

SPA - AQUA  
 BATHROOM - AMETHYST

SURFACE  
 RANGE &  
 TECHNICAL  
 SPECS



ENJOY  
 THE VIDEO





FLOOR  
**Marvel Diva**  
**Taj Mahal**  
 Velvet Velvetch  
 120x120 cm | 47<sup>1</sup>/<sub>4</sub>"x47<sup>1</sup>/<sub>4</sub>"

FIREPLACE DECOR  
**Marvel Diva**  
**Taj Mahal Mosaico Grid**  
 Velvet Velvetch  
 59,5x118,2 cm | 23<sup>3</sup>/<sub>8</sub>"x46<sup>1</sup>/<sub>2</sub>"

INDEX



INSPIRATION



IMAGE GALLERY



KITCHEN - BAOBAB  
 HOTEL LOBBY - ICE CRYSTAL  
 LUXURY STORE - SKY STONE  
 SUITE BEDROOM WITH  
 BATHROOM - WHITE EVEREST

LIVINGROOM - PRECIOUS  
 BROWN | TAJ MAHAL

BATHROOM - TAJ MAHAL  
 LIVINGROOM AND KITCHEN -  
 PRECIOUS BROWN | TAJ MAHAL

KITCHEN - BLACK TEMPEST  
 BAR - GALAXY

SPA - AQUA  
 BATHROOM - AMETHYST

SURFACE  
 RANGE &  
 TECHNICAL  
 SPECS



ENJOY  
 THE VIDEO





FLOOR  
Marvel Diva  
Taj Mahal  
Velvet Velvetech  
120x120 cm | 47<sup>1</sup>/<sub>4</sub>"x47<sup>1</sup>/<sub>4</sub>"

SHOWER FLOOR  
Log  
Icon Oak Forest  
Grip Sensitech  
20x120 cm | 7<sup>7</sup>/<sub>8</sub>"x47<sup>1</sup>/<sub>4</sub>"

WALL  
Marvel Diva  
Taj Mahal Field  
Matte  
50x120 cm | 19<sup>5</sup>/<sub>8</sub>"x47<sup>1</sup>/<sub>4</sub>"

SHOWER DECOR  
Marvel Diva  
Taj Mahal Mosaico Grid  
Velvet Velvetech  
59,5x118,2 cm | 23<sup>3</sup>/<sub>8</sub>"x46<sup>1</sup>/<sub>2</sub>"

SINKS | EVOLUZIONE - BLOCK  
Atlas Concorde Habitat  
Marvel Diva Precious Brown Silk  
Biscuit Grey Basin  
85x45 cm | 33<sup>1</sup>/<sub>2</sub>"x17<sup>3</sup>/<sub>4</sub>"

INDEX



INSPIRATION



IMAGE GALLERY



- KITCHEN - BAOBAB
- HOTEL LOBBY - ICE CRYSTAL
- LUXURY STORE - SKY STONE
- SUITE BEDROOM WITH BATHROOM - WHITE EVEREST
- LIVINGROOM - PRECIOUS BROWN | TAJ MAHAL
- BATHROOM - TAJ MAHAL
- LIVINGROOM AND KITCHEN - PRECIOUS BROWN | TAJ MAHAL
- KITCHEN - BLACK TEMPEST
- BAR - GALAXY
- SPA - AQUA
- BATHROOM - AMETHYST

SURFACE RANGE & TECHNICAL SPECS



ENJOY THE VIDEO





^  
WALL  
**Marvel Diva**  
**Taj Mahal Field**  
Matte  
50x120 cm | 19<sup>5</sup>/<sub>8</sub>"x47<sup>1</sup>/<sub>4</sub>"

<  
FLOOR  
**Marvel Diva**  
**Taj Mahal**  
Velvet Velvetech  
120x120 cm | 47<sup>1</sup>/<sub>4</sub>"x47<sup>1</sup>/<sub>4</sub>"

SHOWER FLOOR  
**Log**  
**Icon Oak Forest**  
Grip Sensitech  
20x120 cm | 7<sup>7</sup>/<sub>8</sub>"x47<sup>1</sup>/<sub>4</sub>"

SHOWER DECOR  
**Marvel Diva**  
**Taj Mahal Mosaico Grid**  
Velvet Velvetech  
59,5x118,2 cm | 23<sup>3</sup>/<sub>8</sub>"x46<sup>1</sup>/<sub>2</sub>"

INDEX



INSPIRATION



IMAGE GALLERY



- KITCHEN - BAOBAB
- HOTEL LOBBY - ICE CRYSTAL
- LUXURY STORE - SKY STONE
- SUITE BEDROOM WITH BATHROOM - WHITE EVEREST
- LIVINGROOM - PRECIOUS BROWN | TAJ MAHAL
- BATHROOM - TAJ MAHAL
- LIVINGROOM AND KITCHEN - PRECIOUS BROWN | TAJ MAHAL
- KITCHEN - BLACK TEMPEST
- BAR - GALAXY
- SPA - AQUA
- BATHROOM - AMETHYST

SURFACE RANGE & TECHNICAL SPECS



ENJOY THE VIDEO





INDEX



INSPIRATION



IMAGE GALLERY



- KITCHEN - BAOBAB
- HOTEL LOBBY - ICE CRYSTAL
- LUXURY STORE - SKY STONE
- SUITE BEDROOM WITH BATHROOM - WHITE EVEREST
- LIVINGROOM - PRECIOUS BROWN | TAJ MAHAL
- BATHROOM - TAJ MAHAL

LIVINGROOM AND KITCHEN - PRECIOUS BROWN | TAJ MAHAL

- KITCHEN - BLACK TEMPEST
- BAR - GALAXY
- SPA - AQUA
- BATHROOM - AMETHYST

SURFACE RANGE & TECHNICAL SPECS



ENJOY THE VIDEO



# PRECIOUS BROWN

WARM EXPLOSION.



^  
WALL  
**Marvel Diva**  
**Precious Brown**  
Silk  
120x278 cm | 47<sup>1</sup>/<sub>4</sub>"x109<sup>1</sup>/<sub>2</sub>"

COFFEE TABLE | **BROOKLYN 25**  
**Atlas Concorde Habitat**  
**Marvel Diva Precious Brown**  
Silk  
60x90 cm | 23<sup>5</sup>/<sub>8</sub>"x35<sup>3</sup>/<sub>8</sub>"

>  
FLOOR  
**Atlas Plan**  
**Boost Balance Ash**  
Matte  
160x320 cm | 63"x126"

WALL  
**Atlas Plan**  
**Marvel Diva Taj Mahal**  
Silk  
160x320 cm | 63"x126"

**Atlas Plan**  
**Precious Brown**  
Silk  
160x320 cm | 63"x126"

COUNTERTOP | FURNITURE  
**Atlas Plan**  
**Taj Mahal**  
Silk  
162x324 cm | 63<sup>3</sup>/<sub>4</sub>"x127<sup>1</sup>/<sub>2</sub>"

DINING TABLE | **INCONTRO 75**  
**Atlas Concorde Habitat**  
**Precious Brown**  
Silk  
100x180 cm | 39<sup>3</sup>/<sub>8</sub>"x70<sup>7</sup>/<sub>8</sub>"



INDEX



INSPIRATION



IMAGE GALLERY



- KITCHEN - BAOBAB
- HOTEL LOBBY - ICE CRYSTAL
- LUXURY STORE - SKY STONE
- SUITE BEDROOM WITH BATHROOM - WHITE EVEREST
- LIVINGROOM - PRECIOUS BROWN | TAJ MAHAL
- BATHROOM - TAJ MAHAL

LIVINGROOM AND KITCHEN - PRECIOUS BROWN | TAJ MAHAL

- KITCHEN - BLACK TEMPEST
- BAR - GALAXY
- SPA - AQUA
- BATHROOM - AMETHYST

SURFACE RANGE & TECHNICAL SPECS



ENJOY THE VIDEO





INDEX



INSPIRATION



IMAGE GALLERY




- KITCHEN - BAOBAB
- HOTEL LOBBY - ICE CRYSTAL
- LUXURY STORE - SKY STONE
- SUITE BEDROOM WITH BATHROOM - WHITE EVEREST
- LIVINGROOM - PRECIOUS BROWN | TAJ MAHAL
- BATHROOM - TAJ MAHAL
- LIVINGROOM AND KITCHEN - PRECIOUS BROWN | TAJ MAHAL

- KITCHEN - BLACK TEMPEST
- BAR - GALAXY
- SPA - AQUA
- BATHROOM - AMETHYST

SURFACE RANGE & TECHNICAL SPECS



ENJOY THE VIDEO



# BLACK TEMPEST

NUANCES OF DARKNESS.



**FLOOR**  
 Boost Balance  
 Smoke  
 Matte Sensitech  
 120x120 cm | 47 1/4" x 47 1/4"

**WALL**  
 Marvel Diva  
 Black Tempest  
 Silk  
 120x278 cm | 47 1/4" x 109 1/2"

**BACKSPLASH**  
 Marvel Diva  
 Black Tempest Mosaico Chevron  
 Velvet Velvetech  
 17,5x46,3 cm | 6 7/8" x 18 1/4"

**COUNTERTOP | FURNITURE**  
 Atlas Plan  
 Black Tempest  
 Silk  
 162x324 cm | 63 3/4" x 127 1/2"

Atlas Plan  
 Noce Canaletto  
 Matte  
 160x320 cm | 63" x 126"

INDEX



INSPIRATION



IMAGE GALLERY



- KITCHEN - BAOBAB
- HOTEL LOBBY - ICE CRYSTAL
- LUXURY STORE - SKY STONE
- SUITE BEDROOM WITH BATHROOM - WHITE EVEREST
- LIVINGROOM - PRECIOUS BROWN | TAJ MAHAL
- BATHROOM - TAJ MAHAL
- LIVINGROOM AND KITCHEN - PRECIOUS BROWN | TAJ MAHAL

- KITCHEN - BLACK TEMPEST
- BAR - GALAXY
- SPA - AQUA
- BATHROOM - AMETHYST

SURFACE RANGE & TECHNICAL SPECS



ENJOY THE VIDEO





^  
 BACKSPLASH  
**Marvel Diva**  
**Black Tempest Mosaico Chevron**  
 Velvet Velvetch  
 17,5x46,3 cm | 6<sup>7</sup>/<sub>8</sub>"x18<sup>1</sup>/<sub>4</sub>"

>  
 FLOOR  
**Boost Balance**  
**Smoke**  
 Matte Sensitech  
 120x120 cm | 47<sup>1</sup>/<sub>4</sub>"x47<sup>1</sup>/<sub>4</sub>"

COUNTERTOP | FURNITURE  
**Atlas Plan**  
**Black Tempest**  
 Silk  
 162x324 cm | 63<sup>3</sup>/<sub>4</sub>"x127<sup>1</sup>/<sub>2</sub>"

**Atlas Plan**  
**Noce Canaletto**  
 Matte  
 160x320 cm | 63"x126"



INDEX



INSPIRATION



IMAGE GALLERY



- KITCHEN - BAOBAB
- HOTEL LOBBY - ICE CRYSTAL
- LUXURY STORE - SKY STONE
- SUITE BEDROOM WITH BATHROOM - WHITE EVEREST
- LIVINGROOM - PRECIOUS BROWN | TAJ MAHAL
- BATHROOM - TAJ MAHAL
- LIVINGROOM AND KITCHEN - PRECIOUS BROWN | TAJ MAHAL

- KITCHEN - BLACK TEMPEST
- BAR - GALAXY
- SPA - AQUA
- BATHROOM - AMETHYST

SURFACE RANGE & TECHNICAL SPECS



ENJOY THE VIDEO





INDEX



INSPIRATION



IMAGE GALLERY



- KITCHEN - BAOBAB
- HOTEL LOBBY - ICE CRYSTAL
- LUXURY STORE - SKY STONE
- SUITE BEDROOM WITH BATHROOM - WHITE EVEREST
- LIVINGROOM - PRECIOUS BROWN | TAJ MAHAL
- BATHROOM - TAJ MAHAL
- LIVINGROOM AND KITCHEN - PRECIOUS BROWN | TAJ MAHAL
- KITCHEN - BLACK TEMPEST
- BAR - GALAXY
- SPA - AQUA
- BATHROOM - AMETHYST

SURFACE RANGE & TECHNICAL SPECS



ENJOY THE VIDEO



# GALAXY

COSMIC DETAILS.



FLOOR  
Boost Balance  
Grey  
Matte Sensitech  
120x120 cm | 47 1/4" x 47 1/4"

WALL  
Marvel Diva  
Galaxy  
Polished  
120x278 cm | 47 1/4" x 109 1/2"

FURNITURE  
Marvel Diva  
Galaxy  
Polished  
120x278 cm | 47 1/4" x 109 1/2"

INDEX



INSPIRATION



IMAGE GALLERY



- KITCHEN - BAOBAB
- HOTEL LOBBY - ICE CRYSTAL
- LUXURY STORE - SKY STONE
- SUITE BEDROOM WITH BATHROOM - WHITE EVEREST
- LIVINGROOM - PRECIOUS BROWN | TAJ MAHAL
- BATHROOM - TAJ MAHAL
- LIVINGROOM AND KITCHEN - PRECIOUS BROWN | TAJ MAHAL
- KITCHEN - BLACK TEMPEST
- BAR - GALAXY
- SPA - AQUA
- BATHROOM - AMETHYST

SURFACE RANGE & TECHNICAL SPECS



ENJOY THE VIDEO





FLOOR  
**Boost Balance Grey**  
 Matte Sensitech  
 120x120 cm | 47<sup>1</sup>/<sub>4</sub>"x47<sup>1</sup>/<sub>4</sub>"

WALL  
**Marvel Diva Galaxy**  
 Polished  
 120x278 cm | 47<sup>1</sup>/<sub>4</sub>"x109<sup>1</sup>/<sub>2</sub>"

FURNITURE  
**Marvel Diva Galaxy**  
 Polished  
 120x278 cm | 47<sup>1</sup>/<sub>4</sub>"x109<sup>1</sup>/<sub>2</sub>"

INDEX



INSPIRATION



IMAGE GALLERY



- KITCHEN - BAOBAB
- HOTEL LOBBY - ICE CRYSTAL
- LUXURY STORE - SKY STONE
- SUITE BEDROOM WITH BATHROOM - WHITE EVEREST
- LIVINGROOM - PRECIOUS BROWN | TAJ MAHAL
- BATHROOM - TAJ MAHAL
- LIVINGROOM AND KITCHEN - PRECIOUS BROWN | TAJ MAHAL
- KITCHEN - BLACK TEMPEST
- BAR - GALAXY
- SPA - AQUA
- BATHROOM - AMETHYST

SURFACE RANGE & TECHNICAL SPECS



ENJOY THE VIDEO





INDEX



INSPIRATION



IMAGE GALLERY



- KITCHEN - BAOBAB
- HOTEL LOBBY - ICE CRYSTAL
- LUXURY STORE - SKY STONE
- SUITE BEDROOM WITH BATHROOM - WHITE EVEREST
- LIVINGROOM - PRECIOUS BROWN | TAJ MAHAL
- BATHROOM - TAJ MAHAL
- LIVINGROOM AND KITCHEN - PRECIOUS BROWN | TAJ MAHAL
- KITCHEN - BLACK TEMPEST
- BAR - GALAXY

SPA - AQUA

BATHROOM - AMETHYST

SURFACE RANGE & TECHNICAL SPECS



ENJOY THE VIDEO



# AQUA

REFLECTION OF NATURE.



FLOOR  
 Marvel Shine  
 Calcatta Delicato  
 Matte Sensitech  
 120x120 cm | 47 1/4" x 47 1/4"

WALL  
 Marvel Diva  
 Aqua  
 Polished  
 120x278 cm | 47 1/4" x 109 1/2"

FURNITURE  
 Marvel Diva  
 Aqua  
 Polished  
 120x278 cm | 47 1/4" x 109 1/2"

INDEX



INSPIRATION



IMAGE GALLERY



- KITCHEN - BAOBAB
- HOTEL LOBBY - ICE CRYSTAL
- LUXURY STORE - SKY STONE
- SUITE BEDROOM WITH BATHROOM - WHITE EVEREST
- LIVINGROOM - PRECIOUS BROWN | TAJ MAHAL
- BATHROOM - TAJ MAHAL
- LIVINGROOM AND KITCHEN - PRECIOUS BROWN | TAJ MAHAL
- KITCHEN - BLACK TEMPEST
- BAR - GALAXY

SPA - AQUA

BATHROOM - AMETHYST

SURFACE RANGE & TECHNICAL SPECS



ENJOY THE VIDEO





FLOOR  
**Marvel Shine**  
**Calcatta Delicato**  
 Matte Sensitech  
 120x120 cm | 47<sup>1</sup>/<sub>4</sub>"x47<sup>1</sup>/<sub>4</sub>"

WALL  
**Marvel Diva**  
**Aqua**  
 Polished  
 120x278 cm | 47<sup>1</sup>/<sub>4</sub>"x109<sup>1</sup>/<sub>2</sub>"

**Marvel Diva**  
**Aqua Mosaico Triangle**  
 Polished  
 28,9x33,4 cm | 11<sup>3</sup>/<sub>8</sub>"x13<sup>1</sup>/<sub>8</sub>"

TOP | **EVOLUZIONE - DUO**  
**Atlas Concorde Habitat**  
**Marvel Diva Aqua** Polished  
**Rectangular Grey Basin**  
 240x45x12 cm | 94<sup>1</sup>/<sub>2</sub>"x17<sup>3</sup>/<sub>4</sub>"x4<sup>3</sup>/<sub>4</sub>"

SHELF | **ESSENZA - THIN**  
**Atlas Concorde Habitat**  
**Marvel Diva Aqua**  
 Polished  
 240x35x5 cm | 94<sup>1</sup>/<sub>2</sub>"x13<sup>3</sup>/<sub>4</sub>"x2"

SIDE TABLE | **CONTATTO**  
**Atlas Concorde Habitat**  
**Black Lava**  
 Leathered  
 ø 45 cm | 17<sup>3</sup>/<sub>4</sub>"



INDEX



INSPIRATION



IMAGE  
 GALLERY



KITCHEN - BAOBAB  
 HOTEL LOBBY - ICE CRYSTAL  
 LUXURY STORE - SKY STONE  
 SUITE BEDROOM WITH  
 BATHROOM - WHITE EVEREST  
 LIVINGROOM - PRECIOUS  
 BROWN | TAJ MAHAL  
 BATHROOM - TAJ MAHAL  
 LIVINGROOM AND KITCHEN -  
 PRECIOUS BROWN | TAJ MAHAL  
 KITCHEN - BLACK TEMPEST  
 BAR - GALAXY

SPA - AQUA

BATHROOM - AMETHYST

SURFACE  
 RANGE &  
 TECHNICAL  
 SPECS



ENJOY  
 THE VIDEO





INDEX



INSPIRATION



IMAGE GALLERY



- KITCHEN - BAOBAB
- HOTEL LOBBY - ICE CRYSTAL
- LUXURY STORE - SKY STONE
- SUITE BEDROOM WITH BATHROOM - WHITE EVEREST
- LIVINGROOM - PRECIOUS BROWN | TAJ MAHAL
- BATHROOM - TAJ MAHAL
- LIVINGROOM AND KITCHEN - PRECIOUS BROWN | TAJ MAHAL
- KITCHEN - BLACK TEMPEST
- BAR - GALAXY
- SPA - AQUA
- BATHROOM - AMETHYST

SURFACE RANGE & TECHNICAL SPECS



ENJOY THE VIDEO



# AMETHYST

PRECIOUS ESSENCE.



FLOOR  
**Boost Natural**  
 Kaolin  
 Matte Sensitech  
 120x120 cm | 47<sup>1</sup>/<sub>4</sub>"x47<sup>1</sup>/<sub>4</sub>"

WALL  
**Marvel Diva**  
 Amethyst  
 Polished  
 120x278 cm | 47<sup>1</sup>/<sub>4</sub>"x109<sup>1</sup>/<sub>2</sub>"

**Marvel Diva**  
 Amethyst Mosaico Twist  
 Polished  
 27,6x35 cm | 10<sup>7</sup>/<sub>8</sub>"x13<sup>3</sup>/<sub>4</sub>"

VANITY UNIT | **ARMONIA**  
 Atlas Concorde Habitat  
**Marvel Diva Amethyst**  
 Polished  
 240x50x53 cm - 90<sup>1</sup>/<sub>2</sub>"x19<sup>5</sup>/<sub>8</sub>"x20<sup>7</sup>/<sub>8</sub>"

INDEX



INSPIRATION



IMAGE  
 GALLERY



- KITCHEN - BAOBAB
- HOTEL LOBBY - ICE CRYSTAL
- LUXURY STORE - SKY STONE
- SUITE BEDROOM WITH BATHROOM - WHITE EVEREST
- LIVINGROOM - PRECIOUS BROWN | TAJ MAHAL
- BATHROOM - TAJ MAHAL
- LIVINGROOM AND KITCHEN - PRECIOUS BROWN | TAJ MAHAL
- KITCHEN - BLACK TEMPEST
- BAR - GALAXY
- SPA - AQUA
- BATHROOM - AMETHYST

SURFACE  
 RANGE &  
 TECHNICAL  
 SPECS



ENJOY  
 THE VIDEO





^  
**FLOOR**  
**Boost Natural Kaolin**  
 Matte Sensitech  
 120x120 cm | 47<sup>1</sup>/<sub>4</sub>"x47<sup>1</sup>/<sub>4</sub>"

**WALL**  
**Marvel Diva Amethyst**  
 Polished  
 120x278 cm | 47<sup>1</sup>/<sub>4</sub>"x109<sup>1</sup>/<sub>2</sub>"

<  
**FLOOR**  
**Boost Natural Kaolin**  
 Matte Sensitech  
 120x120 cm | 47<sup>1</sup>/<sub>4</sub>"x47<sup>1</sup>/<sub>4</sub>"

**WALL**  
**Marvel Diva Amethyst Mosaico Twist**  
 Polished  
 27,6x35 cm | 10<sup>7</sup>/<sub>8</sub>"x13<sup>3</sup>/<sub>4</sub>"

**VANITY UNIT | ARMONIA**  
**Atlas Concorde Habitat Marvel Diva Amethyst**  
 Polished  
 240x50x53 cm - 90<sup>1</sup>/<sub>2</sub>"x19<sup>5</sup>/<sub>8</sub>"x20<sup>7</sup>/<sub>8</sub>"

INDEX



INSPIRATION



IMAGE GALLERY



- KITCHEN - BAOBAB
- HOTEL LOBBY - ICE CRYSTAL
- LUXURY STORE - SKY STONE
- SUITE BEDROOM WITH BATHROOM - WHITE EVEREST
- LIVINGROOM - PRECIOUS BROWN | TAJ MAHAL
- BATHROOM - TAJ MAHAL
- LIVINGROOM AND KITCHEN - PRECIOUS BROWN | TAJ MAHAL
- KITCHEN - BLACK TEMPEST
- BAR - GALAXY
- SPA - AQUA
- BATHROOM - AMETHYST

SURFACE RANGE & TECHNICAL SPECS



ENJOY THE VIDEO





INDEX



INSPIRATION



IMAGE GALLERY



**SURFACE RANGE & TECHNICAL SPECS**



MARVEL DIVA RANGE  
SENSITECH & VELVETECH TECHNOLOGY  
TECHNICAL SPECIFICATIONS  
MARVEL WORLD

ENJOY THE VIDEO



# SURFACE RANGE & TECHNICAL SPECIFICATIONS

- ◇ MARVEL DIVA RANGE
- ◇ SENSITECH & VELVETECH TECHNOLOGY
- ◇ TECHNICAL SPECIFICATIONS
- ◇ MARVEL WORLD

# Porcelain tiles

**PORCELAIN TILES** - Gres Porcellanato - Grès cérame - Feinsteinzeug - Gres porcelánico - Керамический гранит  
**RECTIFIED MONOCALIBER** - Rettificato monocalibro - Rectifié mono-calibre - Geschliffen einkalibrig - Rectificado monocalibre - Ретифицированный в одном калибре

	Ice Crystal	White Everest	Taj Mahal	Amethyst	Precious Brown
<b>160x320* cm</b> - 63"x126"	Polished ● Silk ●	Silk ■	Polished ● Silk ●		Silk ■
<b>120x278 cm</b> - 47 <sup>1</sup> / <sub>4</sub> "x109 <sup>1</sup> / <sub>2</sub> "	Polished ● Silk ●	Polished ● Silk ●	Polished ● Silk ●	Polished ●	Silk ●
<b>120x240 cm</b> - 47 <sup>1</sup> / <sub>4</sub> "x94 <sup>1</sup> / <sub>2</sub> "	Polished	Polished	Polished		
<b>120x120 cm</b> - 47 <sup>1</sup> / <sub>4</sub> "x47 <sup>1</sup> / <sub>4</sub> "	Velvet Velvetech	Velvet Velvetech	Velvet Velvetech		
<b>60x120 cm</b> - 23 <sup>5</sup> / <sub>8</sub> "x47 <sup>1</sup> / <sub>4</sub> "	Polished Velvet Velvetech Matte Sensitech	Polished Velvet Velvetech Matte Sensitech	Polished Velvet Velvetech Matte Sensitech	Polished	Velvet Velvetech

Slabs for countertops and furniture

<b>162x324* cm</b> - 63 <sup>3</sup> / <sub>4</sub> "x127 <sup>1</sup> / <sub>2</sub> " > Non rectified Non rettificato	Polished ■ Silk ■	Silk ■	Polished ■ Silk ■		Silk ■
<b>159x324* cm</b> - 62 <sup>5</sup> / <sub>8</sub> "x127 <sup>1</sup> / <sub>2</sub> " > Non rectified Non rettificato			Polished		

\* Atlas Plan

■ Also available in bookmatch

● Also available kit endless

	Aqua	Baobab	Sky Stone	Galaxy	Black Tempest
<b>160x320* cm</b> - 63"x126"		Polished ●			
<b>120x278 cm</b> - 47 <sup>1</sup> / <sub>4</sub> "x109 <sup>1</sup> / <sub>2</sub> "	Polished ●	Polished ●	Silk ●	Polished ●	Silk ●
<b>120x240 cm</b> - 47 <sup>1</sup> / <sub>4</sub> "x94 <sup>1</sup> / <sub>2</sub> "					
<b>120x120 cm</b> - 47 <sup>1</sup> / <sub>4</sub> "x47 <sup>1</sup> / <sub>4</sub> "			Velvet Velvetech	Polished	Velvet Velvetech
<b>60x120 cm</b> - 23 <sup>5</sup> / <sub>8</sub> "x47 <sup>1</sup> / <sub>4</sub> "	Polished	Polished	Velvet Velvetech	Polished	Velvet Velvetech

Slabs for countertops and furniture

<b>162x324* cm</b> - 63 <sup>3</sup> / <sub>4</sub> "x127 <sup>1</sup> / <sub>2</sub> " > Non rectified Non rettificato		Polished ■	Silk ■		Silk ■
---	--	------------	--------	--	--------

\* Atlas Plan

■ Also available in bookmatch

● Also available kit endless

# Wall tiles

**WALL TILES** - Rivestimenti - Revêtements - Wandfliesen - Revestimientos - Настенная плитка  
**RECTIFIED MONOCALIBER** - Rettificato monocalibro - Rectifié mono-calibre - Geschliffen einkalibrig - Rectificado monocalibre - Ретифицированный в одном калибре

	Ice Crystal	White Everest	Taj Mahal	Sky Stone
<b>50x120 cm</b> - 19 <sup>5</sup> / <sub>8</sub> "x47 <sup>1</sup> / <sub>4</sub> " Field	Matte	Matte	Matte	Matte
<b>50x120 cm</b> - 19 <sup>5</sup> / <sub>8</sub> "x47 <sup>1</sup> / <sub>4</sub> " 3D Crease	Matte	Matte		

**Sensitech** pag.92

**Velvetech** pag.90

## PRECAUTIONS - VELVET IS A DELICATE SURFACE

The Velvet finish is a **delicate surface** that requires care. To preserve its beauty and ensure proper use, please **refer to our instructions** on page 90

Polished and silk finishes are recommended for low-stress residential or commercial floors where anti-slip performance is not required. The polished glossy surface finish, surprisingly brilliant and bright, features slight irregularities typical of natural marble. The surface's shine and superior ease of cleaning are the result of in-depth studies and extensive technical research aimed at ensuring its durability over time. If the product is in direct contact with the outside, use moisture and dirt absorption devices to prevent scratches.

Le finiture lappata e silk sono indicate per pavimenti residenziali o commerciali poco sollecitati, laddove non siano richieste prestazioni antiscivolo. La finitura lappata lucida offre una superficie sorprendentemente brillante e specchiante, con lievi irregolarità tipiche dei marmi naturali. La lucentezza e l'elevata facilità di pulizia della superficie sono frutto di studi approfonditi e accurate ricerche tecniche volte a garantirne la persistenza nel tempo. Se il prodotto è a diretto contatto con l'esterno, prevedere dei dispositivi di assorbimento dell'umidità e dello sporco per prevenire la formazione di graffi.

### Destination of use

**M** Silk  $\nabla$  6 mm  
Polished  $\nabla$  6-9 mm

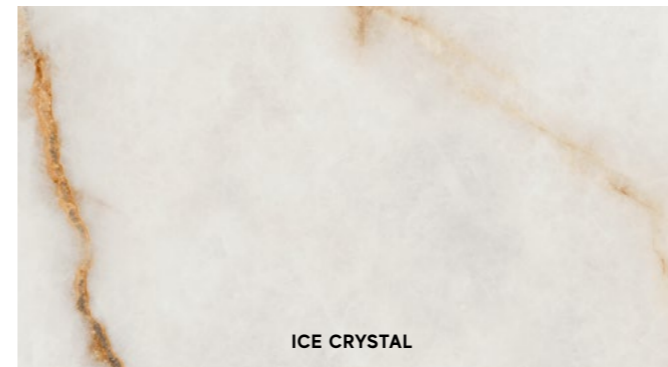
**H** Matte Sensitech  $\nabla$  9 mm

**L** Velvet Velvetech  $\nabla$  9 mm

**Anti-slip**  
**R10 B** Matte Sensitech  $\nabla$  9 mm

### Color-shading

**V3 Moderate Variation**  
All colors




ICE CRYSTAL




TAJ MAHAL




AMETHYST




WHITE EVEREST



PRECIOUS BROWN




AQUA




BAOBAB



SKY STONE



GALAXY



BLACK TEMPEST

INDEX ☰

INSPIRATION ➤

IMAGE GALLERY ➤

SURFACE RANGE & TECHNICAL SPECS ➤

MARVEL DIVA RANGE  
SENSITECH & VELVETECH TECHNOLOGY  
TECHNICAL SPECIFICATIONS  
MARVEL WORLD

ENJOY THE VIDEO ▶

# Kit Endless

**PORCELAIN TILES** - Gres Porcellanato - Grès cérame - Feinsteinzeug - Gres porcelánico - Керамический гранит  
**RECTIFIED MONOCALIBER** - Rettificato monocalibro - Rectifié mono-calibre - Geschliffen einkalibrig - Rectificado monocalibre - Ретифицированный в одном калибре

INDEX



INSPIRATION



IMAGE GALLERY



SURFACE RANGE & TECHNICAL SPECS



MARVEL DIVA RANGE

SENSITECH & VELVETECH TECHNOLOGY

TECHNICAL SPECIFICATIONS  
MARVEL WORLD

ENJOY THE VIDEO



Marvel Diva Ice Crystal <sup>(1) (2)</sup>  
120x278 cm - 47 1/4"x109 1/2"

Kit Endless also available. \*



Marvel Diva Amethyst <sup>(1) (2)</sup>  
120x278 cm - 47 1/4"x109 1/2"

Kit Endless also available. \*




Marvel Diva White Everest <sup>(1) (2)</sup>  
120x278 cm - 47 1/4"x109 1/2"

Kit Endless also available. \*




Marvel Diva Precious Brown <sup>(1) (2)</sup>  
120x278 cm - 47 1/4"x109 1/2"

Kit Endless also available. \*




Marvel Diva Taj Mahal <sup>(1) (2)</sup>  
120x278 cm - 47 1/4"x109 1/2"

Kit Endless also available. \*



Marvel Diva Aqua <sup>(1) (2)</sup>  
120x278 cm - 47 1/4"x109 1/2"

Kit Endless also available. \*



Marvel Diva Baobab <sup>(1) (2)</sup>  
120x278 cm - 47 1/4"x109 1/2"

Kit Endless also available. \*




Marvel Diva Galaxy <sup>(1) (2)</sup>  
120x278 cm - 47 1/4"x109 1/2"

Kit Endless also available. \*



Marvel Diva Sky Stone <sup>(1) (2)</sup>  
120x278 cm - 47 1/4"x109 1/2"

Kit Endless also available. \*



Marvel Diva Black Tempest <sup>(1) (2)</sup>  
120x278 cm - 47 1/4"x109 1/2"

Kit Endless also available. \*

\* The Endless Kits guarantee the presence of the exact sequence of graphics inside the packaging. - I Kit Endless garantiscono la presenza dell'esatta sequenza delle grafiche all'interno dell'imballo. - Les Kit Endless garantissent la présence de la séquence exacte des graphismes à l'intérieur de l'emballage. - Kit Endless garantiert die exakten grafischen Sequenzen in der Packung. - Комплекты Kit Endless обеспечивают наличие точной последовательности рисунков внутри упаковки.

<sup>(1)</sup> The various graphics of the product are distributed randomly in the boxes, without the possibility of choosing between the available patterns. - All'interno delle casse, le varie grafiche del prodotto sono distribuite in modo casuale, senza possibilità di scelta tra i pattern disponibili. - À l'intérieur des caisses, les différents graphismes du produit sont distribués en mode aléatoire, sans possibilité de choix entre les motifs disponibles. Die Kisten enthalten die verschiedenen Grafiken des Artikels nach dem Zufallsprinzip, ohne dass Sie zwischen den einzelnen Motiven wählen können. - En el interior de las cajas, los distintos gráficos de los productos se distribuyen de forma aleatoria, sin que se pueda elegir el patrón disponible. - Рисунки распределены в ящиках в случайном порядке, без возможности выбора из доступных рисунков.

<sup>(2)</sup> Minor misalignments in the continuity of the veins between different graphics is normal for this type of product. - Eventuali piccoli disallineamenti nella continuità delle venature tra grafiche diverse sono una caratteristica intrinseca di questa tipologia di prodotto. - Les éventuels petits désalignements de la continuité des veinures entre différents graphismes sont une caractéristique intrinsèque de cette typologie de produit. Eventuelle kleine Versätze im Verlauf der Äderungen zwischen unterschiedlichen Grafiken sind charakteristisch für dieses Produkt. - Cualquier pequeño desalineado en la continuidad de las vetas entre diferentes gráficos es una característica intrínseca de este tipo de productos. - Возможные небольшие смещения рисунка прожилок на стыке плит являются характеристикой данного вида изделий.

# Twist Decor

PORCELAIN TILES - Gres Porcellanato - Grès cérame - Feinsteinzeug - Gres porcelánico - Керамический гранит

V3 Moderate Variation  
All colors



Marvel Diva Twist Ice Crystal  
Polished  
27,6x35 cm - 10<sup>7</sup>/<sub>8</sub>"x13<sup>3</sup>/<sub>4</sub>"



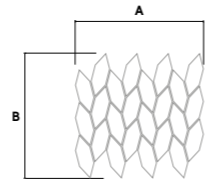
Marvel Diva Twist White Everest  
Polished  
27,6x35 cm - 10<sup>7</sup>/<sub>8</sub>"x13<sup>3</sup>/<sub>4</sub>"



Marvel Diva Twist Taj Mahal  
Polished  
27,6x35 cm - 10<sup>7</sup>/<sub>8</sub>"x13<sup>3</sup>/<sub>4</sub>"



Marvel Diva Twist Amethyst  
Polished  
27,6x35 cm - 10<sup>7</sup>/<sub>8</sub>"x13<sup>3</sup>/<sub>4</sub>"



A 35 cm - 13<sup>3</sup>/<sub>4</sub>"  
B 27,6 cm - 10<sup>7</sup>/<sub>8</sub>"



# Chevron Decor

PORCELAIN TILES - Gres Porcellanato - Grès cérame - Feinsteinzeug - Gres porcelánico - Керамический гранит

V3 Moderate Variation  
All colors



Marvel Diva Chevron Ice Crystal  
Velvet Velvetech  
17,5x46,3 cm - 6<sup>7</sup>/<sub>8</sub>"x18<sup>1</sup>/<sub>4</sub>"



Marvel Diva Chevron White Everest  
Velvet Velvetech  
17,5x46,3 cm - 6<sup>7</sup>/<sub>8</sub>"x18<sup>1</sup>/<sub>4</sub>"



Marvel Diva Chevron Taj Mahal  
Velvet Velvetech  
17,5x46,3 cm - 6<sup>7</sup>/<sub>8</sub>"x18<sup>1</sup>/<sub>4</sub>"

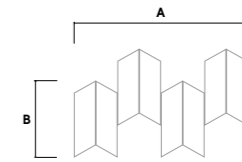


Marvel Diva Chevron Black Tempest  
Velvet Velvetech  
17,5x46,3 cm - 6<sup>7</sup>/<sub>8</sub>"x18<sup>1</sup>/<sub>4</sub>"

**PRECAUTIONS**  
**VELVET IS A DELICATE SURFACE**

The Velvet finish is a delicate surface that requires care. To preserve its beauty and ensure proper use, please refer to our instructions on page 90.

La finitura Velvet è una superficie delicata che merita attenzione. Per mantenerne integra la bellezza e garantire un uso adeguato, consultare le nostre istruzioni pag 90.



A 46,3 cm - 6<sup>7</sup>/<sub>8</sub>"  
B 17,5 cm - 18<sup>1</sup>/<sub>4</sub>"



INDEX



INSPIRATION



IMAGE GALLERY



SURFACE RANGE & TECHNICAL SPECS



MARVEL DIVA RANGE

SENSITECH & VELVETECH TECHNOLOGY

TECHNICAL SPECIFICATIONS  
MARVEL WORLD

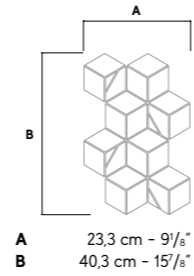
ENJOY THE VIDEO



# Hex Decor

PORCELAIN TILES - Gres Porcellanato - Grès cérame - Feinsteinzeug - Gres porcelánico - Керамический гранит

V3 Moderate Variation  
All colors



Marvel Diva Hex Ice Crystal Polished  
40,3x23,3 cm - 15<sup>7</sup>/<sub>8</sub>"x9<sup>1</sup>/<sub>8</sub>"



Marvel Diva Hex White Everest Polished  
40,3x23,3 cm - 15<sup>7</sup>/<sub>8</sub>"x9<sup>1</sup>/<sub>8</sub>"



Marvel Diva Hex Taj Mahal Polished  
40,3x23,3 cm - 15<sup>7</sup>/<sub>8</sub>"x9<sup>1</sup>/<sub>8</sub>"



Marvel Diva Hex Baobab Polished  
40,3x23,3 cm - 15<sup>7</sup>/<sub>8</sub>"x9<sup>1</sup>/<sub>8</sub>"

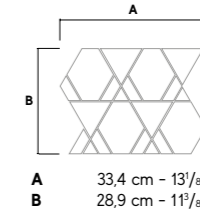
Application of decorative materials. The use of a common mild detergent is recommended. Avoid using acidic or alkaline products, waxes, steel wool, or abrasives.  
Applicazione di materie decorative. Si consiglia l'utilizzo di un comune detergente neutro. Evitare l'utilizzo di prodotti acidi o alcalini, ceranti e pagliette di metallo o abrasive.



# Triangle Decor

PORCELAIN TILES - Gres Porcellanato - Grès cérame - Feinsteinzeug - Gres porcelánico - Керамический гранит

V3 Moderate Variation  
All colors



Marvel Diva Triangle Ice Crystal Polished  
28,9x33,4 cm - 11<sup>3</sup>/<sub>8</sub>"x13<sup>1</sup>/<sub>8</sub>"



Marvel Diva Triangle White Everest Polished  
28,9x33,4 cm - 11<sup>3</sup>/<sub>8</sub>"x13<sup>1</sup>/<sub>8</sub>"



Marvel Diva Triangle Taj Mahal Polished  
28,9x33,4 cm - 11<sup>3</sup>/<sub>8</sub>"x13<sup>1</sup>/<sub>8</sub>"



Marvel Diva Triangle Aqua Polished  
28,9x33,4 cm - 11<sup>3</sup>/<sub>8</sub>"x13<sup>1</sup>/<sub>8</sub>"



INDEX



INSPIRATION



IMAGE GALLERY



SURFACE RANGE & TECHNICAL SPECS



MARVEL DIVA RANGE  
SENSTECH & VELVETECH TECHNOLOGY  
TECHNICAL SPECIFICATIONS  
MARVEL WORLD

ENJOY THE VIDEO



# Grid Decor

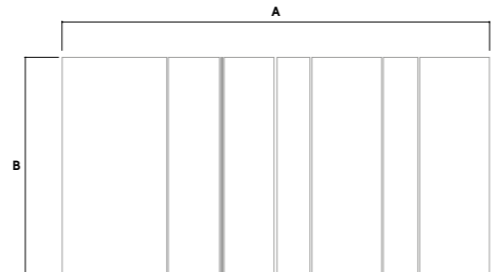
PORCELAIN TILES - Gres Porcellanato - Grès cérame - Feinsteinzeug - Gres porcelánico - Керамический гранит

V3 Moderate Variation  
All colors

**⚠ PRECAUTIONS**  
**VELVET IS A DELICATE SURFACE**

The Velvet finish is a delicate surface that requires care. To preserve its beauty and ensure proper use, please refer to our instructions on page 90.

La finitura Velvet è una superficie delicata che merita attenzione. Per mantenerne integra la bellezza e garantire un uso adeguato, consultare le nostre istruzioni pag 90.



**A** 118,2 cm - 46 1/2"  
**B** 59,5 cm - 23 3/8"



Marvel Diva Grid Ice Crystal  
Velvet Velvetech  
59,5x118,2 cm - 23 3/8"x46 1/2"



Marvel Diva Grid Taj Mahal  
Velvet Velvetech  
59,5x118,2 cm - 23 3/8"x46 1/2"



Marvel Diva Grid White Everest  
Velvet Velvetech  
59,5x118,2 cm - 23 3/8"x46 1/2"



Marvel Diva Grid Sky Stone  
Velvet Velvetech  
59,5x118,2 cm - 23 3/8"x46 1/2"

**Metal insert. We recommend use of a neutral detergent. Do not use acid, alkaline or waxing products or metal scouring pads. Detergents may cause a light loss of colour of the metallic insert, due to either repetitive use or too long contact time.**

Inserto metallico. Si consiglia l'utilizzo di un comune detergente neutro, evitare l'utilizzo di prodotti acidi o alcalini, ceranti e pagliette di metallo. I detergenti, anche di uso comune, possono portare ad una leggera perdita di colore della bacchetta stessa, o per uso ripetuto o per tempo di contatto troppo elevato.

INDEX



INSPIRATION



IMAGE GALLERY



SURFACE RANGE & TECHNICAL SPECS



MARVEL DIVA RANGE

SENSITECH & VELVETECH TECHNOLOGY

TECHNICAL SPECIFICATIONS

MARVEL WORLD

ENJOY THE VIDEO



# Velvetech

The advanced technology with patented in Europe,  
inspired by the art of polishing surfaces for an impeccable smooth touch



Velvetech technology



## ⚠ PRECAUTIONS VELVETECH



### SURFACE FEATURES

- Velvet is a delicate surface that requires proper care.
- Velvet is a surface that features irregularities, streaks, and superficial halos, particularly visible under oblique or reflected light.
- The Velvet finish may show noticeable marks, caused primarily by contact with metal objects (e.g. metal legs of chairs and furniture) and other abrasive materials. To best protect and preserve it, it is essential to follow the cleaning and maintenance guidelines

### CARATTERISTICHE DELLA SUPERFICIE

- Velvet è una superficie delicata che merita attenzione.
- Velvet è una superficie che presenta irregolarità, screziature e alonature superficiali, visibili soprattutto alla luce radente.
- La finitura Velvet può mostrare segni particolarmente evidenti sulla superficie, causati soprattutto dal contatto con oggetti metallici (es. piedini in metallo di sedie e mobili) e altri materiali abrasivi. Per preservarla al meglio, è fondamentale seguire le indicazioni di pulizia e manutenzione.



### DAILY CLEANING & CARE

- Do not use detergents with waxing, polishing, or shining properties.
- Do not use steel wood pads or excessively abrasive materials.
- Clean with a damp cloth and diluted neutral detergent, or use a scrubber dryer with soft nylon brushes for large areas, following the manufacturer's instructions.
- Periodic cleaning with a melamine brush and diluted alkaline detergent is recommended, following the manufacturer's instructions.
- In humid environments or those with organic residues (e.g., limescale or staining agents), use an acid-based detergent and rinse thoroughly, following the manufacturer's instructions.
- In spaces with outdoor exposure, use mats or dirt-trapping devices to retain moisture and dust.
- Apply protective pads to movable elements in contact with the surface (e.g., furniture and chair legs, etc.).
- During installation, use leveling spacers with anti-scratch pads.

### PULIZIA E CURA QUOTIDIANA

- Non utilizzare detersivi con proprietà ceranti, brillantanti e lucidanti.
- Non utilizzare pagliette in metallo o eccessivamente abrasive.
- Pulire con panno umido e detergente neutro in soluzione diluita o lavasciuga con spazzole in nylon morbide per grandi superfici, seguendo le istruzioni del produttore.
- È consigliato effettuare periodicamente una pulizia con spazzola melaminica con detergente alcalino diluito, seguendo le istruzioni del produttore.
- In ambienti umidi o con residui organici (esempio: calcare o agenti macchianti) utilizzare un detergente a base acida, seguendo le istruzioni del produttore, ed eseguire un abbondante risciacquo.
- In ambienti a contatto con l'esterno, utilizzare tappeti o dispositivi assorbenti per trattenere umidità e polvere.
- Applicare protezioni agli elementi mobili a contatto con la superficie (Esempio: piedini di arredi di mobili, sedie etc.).
- Utilizzare distanziatori livellanti con pedane anti-graffio durante la posa.



### INDICATIONS OF USE

- Recommended for low-traffic flooring, preferably for residential use (e.g., bedrooms, living rooms, studies, private kitchens, private bathrooms, etc.).
- Not recommended for flooring where anti-slip performance is required.
- Recommended for flooring with a coefficient of friction (DCOF) >0.42 Wet (ANSI A326.3).
- Please note that the indication for use is purely indicative, and it is always the designer's responsibility to assess the suitability of the product for specific use conditions and local regulations, taking into account the variables of the intended environment.

### INDICAZIONI D'USO

- Consigliata per pavimenti a basso traffico, preferibilmente ad utilizzo residenziale (Esempio: Camere da letto, soggiorni, studi, cucine private, bagni privati, etc.).
- Non consigliata per pavimenti dove è richiesta resistenza antiscivolo.
- Consigliata per pavimenti con grado di coefficiente di attrito di DCOF (ANSI A326.3) >0,42Wet.
- Si rammenta che l'indicazione d'uso è da ritenersi puramente indicativa e che è sempre compito del progettista valutare l'idoneità del prodotto alle condizioni specifiche di utilizzo e alle norme locali in funzione delle variabili che si possono verificare nell'ambiente di destinazione.



### CLEANING & MAINTENANCE AFTER LAYING

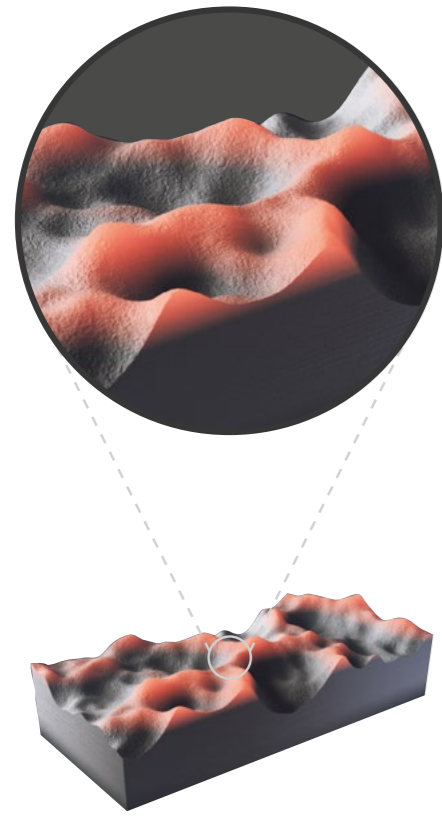
- Always perform a preliminary cleaning test, regardless of the grout used (cementitious grout, class CG-EN 13888 in contrast or epoxy grout, class RG-EN 13888).
- For cementitious grout, use a buffered acid cleaner and rinse thoroughly, following the manufacturer's instructions.
- For epoxy grouts, remove residues before they harden and use specific cleaners, following the manufacturer's instructions.

### PULIZIA E MANUTENZIONE DI FINE CANTIERE


- Eseguire sempre una prova di pulizia preliminare, qualsiasi sia lo stucco utilizzato (stucco cementizio classe CG-EN 13888 a contrasto o stucco epossidico classe RG-EN 13888).
- In caso di stucchi cementizi, utilizzare un detergente acido tamponato poi risciacquare abbondantemente, seguendo le istruzioni del produttore.
- In caso di stucchi epossidici, rimuovere i residui prima che si induriscano e utilizzare pulitori specifici, seguendo le istruzioni del produttore.



# Sensitech



Traditional anti-slip surface



The innovative Sensitech Surface

Sensitech is the high-tech surface for indoor and outdoor settings created by Atlas Concorde Laboratories, patented in Europe, in the United States and in Russia. The surface combines high slip resistance performance with tactile softness. With Sensitech, the meaning of surface evolves and takes on a reassuring, pleasant and practical touch, making architectural spaces more comfortable and appealing.

Sensitech è la superficie ad alto coefficiente tecnologico per gli ambienti interni ed esterni realizzata dai Laboratori Atlas Concorde, brevettata in Europa, negli Stati Uniti e in Russia. La superficie coniuga elevate prestazioni di resistenza allo scivolamento ad una maggiore morbidezza tattile. Con Sensitech il significato di superficie si evolve e assume un tocco rassicurante, piacevole e pratico, rendendo gli spazi architettonici sempre più confortevoli e appaganti.



INTERIOR DESIGN PROJECTS by

**SILVIA FANTICELLI**

[silviafanticelli.com](http://silviafanticelli.com)

INDEX



INSPIRATION



IMAGE GALLERY



SURFACE RANGE & TECHNICAL SPECS



MARVEL DIVA RANGE  
SENSITECH & VELVETECH TECHNOLOGY

TECHNICAL SPECIFICATIONS  
MARVEL WORLD

ENJOY THE VIDEO





Porcelain tiles - Rectified monocaliber

Gres porcellanato - Rettificato monocalibro

Compliant with standards EN 14411 annex G group B1a  
 Compliant with standards ISO 13006 annex G group B1a  
 Conforme alla norma EN 14411 Appendice G gruppo B1a  
 Conforme alla norma ISO 13006 Appendice G gruppo B1a

160x320 cm - 63"x126" ± 6 mm  
 120x278 cm - 47 1/8"x109 1/2" ± 6 mm  
 120x240 cm - 47 1/8"x94 1/2" ± 9 mm  
 120x120 cm - 47 1/8"x47 1/8" ± 9 mm  
 60x120 cm - 23 3/8"x47 1/8" ± 9 mm

Technical features Caratteristiche tecniche	Test Method Metodo di prova	Requirements for nominal size N / Requisiti per dimensione nominale N			Porcelain tiles				
		7 cm ≤ N < 15 cm (mm)	(%)	N ≥ 15 cm (mm)	Silk ± 6 mm	Polished ± 6 mm	Polished ± 9 mm	Velvet Velvetech ± 9 mm	Matte Sensitech ± 9 mm
<b>Length and width</b> Lunghezza e larghezza <b>Thickness</b> Spessore <b>Straightness of sides</b> Rettilinearità degli spigoli <b>Rectangularity</b> (Measurement only on short edges when L/l ≥ 3) Ortogonalità (Misurazione da condurre solo sui lati corti quando L/l ≥ 3)	ISO 10545-2	± 0.9 (*) Non-rect. ± 0.4 (*) Rect.	± 0.6 (*) Non-rect. ± 0.3 (*) Rect.	± 2.0 (*) Non-rect. ± 1.0 (*) Rect.	Suitable for Conforme	Suitable for Conforme	Suitable for Conforme	Suitable for Conforme	Suitable for Conforme
		± 0.5 (**)	± 5 (**)	± 0.5 (**)	Suitable for Conforme	Suitable for Conforme	Suitable for Conforme	Suitable for Conforme	Suitable for Conforme
		± 0.8 (***) Non-rect. ± 0.4 (***) Rect.	± 0.5 (***) Non-rect. ± 0.3 (***) Rect.	± 1.5 (***) Non-rect. ± 0.8 (***) Rect.	Suitable for Conforme	Suitable for Conforme	Suitable for Conforme	Suitable for Conforme	Suitable for Conforme
<b>Surface flatness</b> Planarità	ISO 10545-2	c.c. ± 0.8 Non-rect. c.c. ± 0.6 Rect.	c.c. ± 0.5 Non-rect. c.c. ± 0.4 Rect.	c.c. ± 2.0 Non-rect. c.c. ± 1.8 Rect.	Suitable for Conforme	Suitable for Conforme	Suitable for Conforme	Suitable for Conforme	Suitable for Conforme
		e.c. ± 0.8 Non-rect. e.c. ± 0.6 Rect.	e.c. ± 0.5 Non-rect. e.c. ± 0.4 Rect.	e.c. ± 2.0 Non-rect. e.c. ± 1.8 Rect.					
		w. ± 0.8 Non-rect. w. ± 0.6 Rect.	w. ± 0.5 Non-rect. w. ± 0.4 Rect.	w. ± 2.0 Non-rect. w. ± 1.8 Rect.					
<b>Water absorption (in% by mass)</b> Massa d'acqua assorbita (come % della massa)	ISO 10545-3	E <sub>s</sub> ≤ 0.5% Individual Maximum 0.6% E <sub>s</sub> ≤ 0.5% Valore massimo singolo 0,6%			≤ 0.1 %	≤ 0.1 %	≤ 0.1 %	≤ 0.1 %	≤ 0.1 %
	ASTM C373	Requirement ANSI A137.1 Water absorption max ≤ 0.5%			≤ 0.5 %	≤ 0.5 %	≤ 0.5 %	≤ 0.5 %	≤ 0.5 %
<b>Breaking strength</b> Sforzo di rottura <b>Modulus of rupture</b> Resistenza alla flessione	ISO 10545-4	S ≥ 700N (for thickness < 7.5 mm - per spessore < 7.5 mm) S ≥ 1300N (for thickness ≥ 7.5 mm - per spessore ≥ 7.5 mm) R ≥ 35 N/mm <sup>2</sup>			S ≥ 1000 N	S ≥ 1000 N	S ≥ 1500 N	S ≥ 1500 N	S ≥ 1500 N
<b>Bending strength and breaking load</b> Resistenza a flessione e al carico di rottura (4)(5)	EN 1339 Annex F	-			-	-	-	-	-
<b>Impact resistance, as coefficient of restitution</b> Resistenza all'impatto, espresso come coefficiente di restituzione	ISO 10545-5	Declared value Valore dichiarato			≥ 0,55	≥ 0,55	≥ 0,55	≥ 0,55	≥ 0,55
<b>Resistance to deep abrasion of unglazed tiles (removed volume)</b> Resistenza all'abrasione profonda delle piastrelle non smaltate (volume materiale asportato)	ISO 10545-6	≤ 175 mm <sup>3</sup>			≤ 150 mm <sup>3</sup>	≤ 150 mm <sup>3</sup>	≤ 150 mm <sup>3</sup>	≤ 150 mm <sup>3</sup>	≤ 150 mm <sup>3</sup>
<b>Coefficient of thermal linear expansion</b> Coefficiente di dilatazione termica lineare	ISO 10545-8	Declared value Valore dichiarato			≤ 7MK <sup>-1</sup>	≤ 7MK <sup>-1</sup>	≤ 7MK <sup>-1</sup>	≤ 7MK <sup>-1</sup>	≤ 7MK <sup>-1</sup>
<b>Thermal shock resistance</b> Resistenza agli sbalzi termici	ISO 10545-9	Pass according to EN ISO 10545-1 Test superato in accordo con ISO 10545-1			Resistant Resiste	Resistant Resiste	Resistant Resiste	Resistant Resiste	Resistant Resiste
<b>Moisture expansion (in mm/m)</b> Dilatazione all'umidità (in mm/m)	ISO 10545-10	Declared value Valore dichiarato			≤ 0.01% (0,1mm/m)	≤ 0.01% (0,1mm/m)	≤ 0.01% (0,1mm/m)	≤ 0.01% (0,1mm/m)	≤ 0.01% (0,1mm/m)
<b>Frost resistance</b> Resistenza al gelo	ISO 10545-12	Pass according to EN ISO 10545-1 Test superato in accordo con ISO 10545-1			Resistant Resiste	Resistant Resiste	Resistant Resiste	Resistant Resiste	Resistant Resiste
<b>Bond strength /adhesion for Cementitious Adhesives</b> Adesione mediante trazione su adesivi cementizi	EN 12004-2	Declared value Valore dichiarato			≥ 1.0 N/mm <sup>2</sup> (Class C2 - EN 12004)	≥ 1.0 N/mm <sup>2</sup> (Class C2 - EN 12004)	≥ 1.0 N/mm <sup>2</sup> (Class C2 - EN 12004)	≥ 1.0 N/mm <sup>2</sup> (Class C2 - EN 12004)	≥ 1.0 N/mm <sup>2</sup> (Class C2 - EN 12004)
<b>Reaction to fire</b> Reazione al fuoco	-	Class A1 or A1 <sub>f</sub> Classe A1 oppure A1 <sub>f</sub>			A1 - A1 <sub>f</sub>	A1 - A1 <sub>f</sub>	A1 - A1 <sub>f</sub>	A1 - A1 <sub>f</sub>	A1 - A1 <sub>f</sub>
<b>Resistance to household chemicals and swimming pool salts</b> Resistenza ai prodotti chimici di uso domestico e agli additivi per piscina <b>Resistance to low concentrations of acids and alkalis</b> Resistenza a basse concentrazioni di acidi e alcali <b>Resistance to high concentrations of acids and alkalis</b> Resistenza ad alte concentrazioni di acidi e alcali	ISO 10545-13	Minimum Class B Classe minima B			A	A	A	A	A
		Declared Class Classe dichiarata			LA	LA	LA	LA	LA
		Declared Class Classe dichiarata			HA	-	-	-	HA
<b>Resistance to staining, for unglazed tiles</b> Resistenza alle macchie per piastrelle non smaltate	ISO 10545-14	Declared Class Classe dichiarata			5	5	5	≥ 3	5
<b>Shood Ramp Test</b> Metodo della rampa "calzato" <b>Barefoot Ramp Test</b> Metodo della rampa a piedi nudi <b>Pendulum Friction Test</b> Metodo del Pendolo	DIN EN 16165 ANNEX B (EX DIN 51130)	Declared value Valore dichiarato			N.C.	N.C.	N.C.	N.C.	R10
	DIN EN 16165 ANNEX A (EX DIN 51097)	Declared value Valore dichiarato			0	0	0	0	A+B
	BS EN 16165 ANNEX C (EX BS 7976)	PTV ≥ 36 classifies the surface as 'low slip risk'			≥ 36 Dry ≤ 24 Wet	≥ 36 Dry ≤ 24 Wet	≥ 36 Dry ≤ 24 Wet	≥ 36 Dry ≤ 24 Wet	≥ 36 Dry ≤ 36 Wet
<b>Coefficient of friction (COF)</b> Coefficiente di attrito <b>Dynamic coefficient of friction (DCOF)</b> Coefficiente di attrito dinamico	ANSI A 326.3	D. M. 236/89 del 14/06/89 μ > 0,40 per elemento scivolante cuoio su pavimentazione asciutta μ > 0,40 per elemento scivolante gomma dura su pavimentazione bagnata			> 0,40 Asciutto < 0,40 Bagnato	> 0,40 Asciutto < 0,40 Bagnato	> 0,40 Asciutto < 0,40 Bagnato	> 0,40 Asciutto < 0,40 Bagnato	> 0,40 Asciutto > 0,40 Bagnato
		B.C.R.A. Rep. CEC/81	-			dry DCOF ≥ 0,42	dry DCOF ≥ 0,42	dry DCOF ≥ 0,42	wet DCOF ≥ 0,42



Wall tiles - Rectified monocaliber

Rivestimento - Rettificato monocalibro

Compliant with standards EN 14411 annex L group B11  
 Compliant with standards ISO 13006 annex L group B11  
 Conforme alla norma EN 14411 Appendice L gruppo B11  
 Conforme alla norma ISO 13006 Appendice L gruppo B11

50x120 cm - 19 3/8"x47 1/8" ± 8,5 mm

Technical features Caratteristiche tecniche	Test Method Metodo di prova	Requirements for nominal size N / Requisiti per dimensione nominale N			Wall tiles	
		7 cm ≤ N < 15 cm (mm)	(%)	N ≥ 15 cm (mm)		
<b>Length and width</b> Lunghezza e larghezza <b>Thickness</b> Spessore <b>Straightness of sides</b> Rettilinearità degli spigoli <b>Rectangularity</b> (Measurement only on short edges when L/l ≥ 3) Ortogonalità (Misurazione da condurre solo sui lati corti quando L/l ≥ 3)	ISO 10545-2	± 0.4 (*) Rect.	± 0.3 (*) Rect.	± 1.0 (*) Rect.	Suitable for Conforme	
		± 0.5 (**)	± 10 (**)	± 0.5 (**)	Suitable for Conforme	
		± 0.4 (***) Rect.	± 0.3 (***) Rect.	± 0.8 (***) Rect.	Suitable for Conforme	
<b>Surface flatness</b> Planarità	ISO 10545-2	± 0.4 (****) Rect.	± 0.3 (****) Rect.	± 1.5 (****) Rect.	Suitable for Conforme	
		c.c. ± 0.6 Rect.	c.c. ± 0.4 Rect.	c.c. ± 1.8 Rect.	Suitable for Conforme	3D WALL Not applicable Non applicabile
		e.c. ± 0.6 Rect.	e.c. ± 0.4 Rect.	e.c. ± 1.8 Rect.		
<b>Water absorption (in% by mass)</b> Massa d'acqua assorbita (come % della massa)	ISO 10545-3	Average >10%. When the average > 20%, this shall be indicated. Individual value > 9% Media >10%. Se questo valore > 20%, deve essere indicato. Valore Singolo > 9%			10% < E <sub>v</sub> ≤ 20%	
		<b>Breaking strength</b> Sforzo di rottura <b>Modulus of rupture</b> Resistenza alla flessione	S ≥ 600 N			S ≥ 600 N
R ≥ 15 N/mm <sup>2</sup>			R ≥ 15 N/mm <sup>2</sup>			
<b>Coefficient of thermal linear expansion</b> Coefficiente di dilatazione termica lineare	ISO 10545-8	Declared value Valore dichiarato			≤ 7MK <sup>-1</sup>	
<b>Thermal shock resistance</b> Resistenza agli sbalzi termici	ISO 10545-9	Pass according to EN ISO 10545-1 Test superato in accordo con ISO 10545-1			Resistant Resiste	
<b>Moisture expansion (in mm/m)</b> Dilatazione all'umidità (in mm/m)	ISO 10545-10	Declared value Valore dichiarato			≤ 0.06% (0,6mm/m)	
<b>Crazing resistance</b> Resistenza al cavillo	ISO 10545-11	Pass according to EN ISO 10545-1 Test superato in accordo con ISO 10545-1			Resistant Resiste	
<b>Bond strenght /adhesion for Cementitious Adhesives</b> Adesione mediante trazione su adesivi cementizi	EN 12004-2	Declared value Valore dichiarato			≥ 1.0 N/mm <sup>2</sup> (Class C2 - EN 12004)	
<b>Reaction to fire</b> Reazione al fuoco	-	Class A1 Classe A1			A1	
<b>Resistance to household chemicals and swimming pool salts</b> Resistenza ai prodotti chimici di uso domestico e agli additivi per piscina <b>Resistance to low concentrations of acids and alkalis</b> Resistenza a basse concentrazioni di acidi e alcali <b>Resistance to high concentrations of acids and alkalis</b> Resistenza ad alte concentrazioni di acidi e alcali	ISO 10545-13	Minimum Class B Classe minima B			A	
		Declared Class Classe dichiarata			LA	HA
<b>Resistance to staining, for unglazed tiles</b> Resistenza alle macchie per piastrelle non smaltate	ISO 10545-14	Minimum Class 3 Classe 3 minima			5	
<b>Release of dangerous substances: Cadmium (in mg/dm<sup>2</sup>) and Lead (in mg/dm<sup>2</sup>)</b> Rilascio di sostanze pericolose: Cadmio (in mg/dm <sup>2</sup> ) e Piombo (in mg/dm <sup>2</sup> )	ISO 10545-15	Declared value Valore dichiarato			≤ 0,01 mg/dm <sup>2</sup> Cd ≤ 0,1 mg/dm <sup>2</sup> Pb	

(\*) The permissible deviation, in % or mm, of the average size for each tile (2 or 4 sides) from work size (WS). Deviazione ammissibile, in % oppure mm, della dimensione media di ogni piastrella (2 oppure 4 lati) dalla dimensione di fabbricazione (WS).  
 (\*\*) The permissible deviation, in % or mm, of the average thickness for each tile from the work size thickness (WS). Deviazione ammissibile, in % oppure mm, della spessore medio di ogni piastrella dallo spessore riportato nella dimensione di fabbricazione (WS).  
 (\*\*\*) The maximum permissible deviation from straightness, in % or mm, related to the corresponding work sizes (WS). Deviazione massima ammissibile di rettilineità, in % oppure mm, in rapporto alle dimensioni di fabbricazione (WS) corrispondenti.  
 (\*\*\*\*) The maximum permissible deviation from rectangularity, in % or mm, related to the corresponding work sizes (WS). Deviazione massima ammissibile di ortogonalità, in % oppure mm, in rapporto alle dimensioni di fabbricazione (WS) corrispondenti.  
 c.c. The maximum permissible deviation from centre curvature, in % or mm, related to diagonal calculated from the work sizes (WS). Deviazione massima ammissibile della curvatura del centro, in % oppure mm, in rapporto alla diagonale calcolata secondo le dimensioni di fabbricazione (WS).  
 e.c. The maximum permissible deviation from edge curvature, in % or mm, related to the corresponding work sizes (WS). Deviazione massima ammissibile della curvatura dello spigolo, in % oppure mm, in rapporto alle dimensioni di fabbricazione (WS) corrispondenti.  
 w. The maximum permissible deviation from warpage, in % or mm, related to diagonal calculated from the work sizes (WS). Deviazione massima ammissibile dello sverglamento, in % oppure mm, in rapporto alla diagonale calcolata secondo le dimensioni di fabbricazione (WS).  
 (1) Determination of slip resistance of pedestrian surfaces; it does not cover sports surfaces and road surfaces for vehicles (skid resistance). Determinazione della resistenza allo scivolamento delle superfici pedonabili; non si applica alle pavimentazioni sportive ed alle pavimentazioni stradali veicolari.  
 (2) Anti-slip performance is guaranteed at the time of delivery of the product. Le prestazioni anti-slip vengono garantite al momento della consegna del prodotto.  
 (3) For further details, please refer to outdoor design general catalogue. Per maggiori informazioni riferirsi al catalogo generale Outdoor Design.  
 (4) Only for products with 20 mm thickness. Solo per prodotti a 20mm di spessore.

(\*) The permissible deviation, in % or mm, of the average size for each tile (2 or 4 sides) from work size (WS). Deviazione ammissibile, in % oppure mm, della dimensione media di ogni piastrella (2 oppure 4 lati) dalla dimensione di fabbricazione (WS).  
 (\*\*) The permissible deviation, in % or mm, of the average thickness for each tile from the work size thickness (WS). Deviazione ammissibile, in % oppure mm, dello spessore medio di ogni piastrella dallo spessore riportato nella dimensione di fabbricazione (WS).  
 (\*\*\*) The maximum permissible deviation from straightness, in % or mm, related to the corresponding work sizes (WS). Deviazione massima ammissibile di rettilineità, in % oppure mm, in rapporto alle dimensioni di fabbricazione (WS) corrispondenti.  
 (\*\*\*\*) The maximum permissible deviation from rectangularity, in % or mm, related to the corresponding work sizes (WS). Deviazione massima ammissibile di ortogonalità, in % oppure mm, in rapporto alle dimensioni di fabbricazione (WS) corrispondenti.  
 c.c. The maximum permissible deviation from centre curvature, in % or mm, related to diagonal calculated from the work sizes (WS). Deviazione massima ammissibile della curvatura del centro, in % oppure mm, in rapporto alla diagonale calcolata secondo le dimensioni di fabbricazione (WS).  
 e.c. The maximum permissible deviation from edge curvature, in % or mm, related to the corresponding work sizes (WS). Deviazione massima ammissibile della curvatura dello spigolo, in % oppure mm, in rapporto alle dimensioni di fabbricazione (WS) corrispondenti.  
 w. The maximum permissible deviation from warpage, in % or mm, related to diagonal calculated from the work sizes (WS). Deviazione massima ammissibile dello sverglamento, in % oppure mm, in rapporto alla diagonale calcolata secondo le dimensioni di fabbricazione (WS).



# MARVELWORLD

## A world of emotions

Marvel World encompasses all the marble-look surfaces of Atlas Concorde in a single tool capable of offering ample creative potential: a complete stylistic project for inspiration, color range, and availability of formats and decors.

Marvel World racchiude tutte le superfici effetto marmo di Atlas Concorde in un unico strumento in grado di offrire ampie potenzialità creative: un progetto stilistico completo per ispirazione, ampiezza cromatica e disponibilità di formati e decori.



DISCOVER MARVEL WORLD

# Ethical identity



For Atlas Concorde, being Made in Italy is not just a prestigious certification of style, design, and production excellence, but an identity that involves all aspects of its business. For this reason, we identify with the values expressed by Confindustria Ceramica's ethical code, which guarantee absolute compliance with labor regulations, and with the marks Made in Italy and Ceramics of Italy, which certify the quality of authentic Italian style.

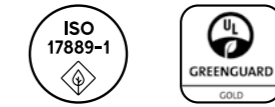
Per Atlas Concorde, Made in Italy non è solo un prestigioso attestato di stile, design ed eccellenza produttiva, ma un modo di essere che coinvolge tutti gli aspetti della propria attività. Per questo ci riconosciamo nei valori espressi dal codice etico di Confindustria Ceramica, che garantiscono il rispetto assoluto delle normative sul lavoro, e nei marchi Made in Italy e Ceramics of Italy, che certificano la qualità dell'autentico stile italiano.

# Certifications

## Company certifications / Certificazioni aziendali



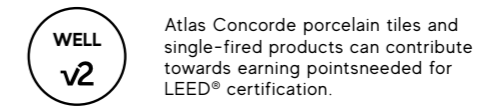
## Product certifications / Certificazioni di prodotto



## Product declarations / Dichiarazioni di prodotto



## Certification for buildings / Rating dell'edificio



## Certifications for export to international markets\*



## Ratings and memberships



\* Shipments can be made in accordance with national requirements anywhere in the world, even in markets with complex customs procedures such as Egypt, Morocco and Kurdistan, thanks to our active cooperation with accredited certification bodies in each country. - Possibilità di spedizioni conformi alle prescrizioni nazionali ovunque nel mondo, anche in mercati con procedure doganali complesse come Egitto, Marocco, Kurdistan, grazie alla collaborazione sempre attiva con gli enti di certificazione accreditati in ciascun paese. - Dank unserer aktiven Zusammenarbeit mit den akkreditierten Zertifizierungsstellen in den einzelnen Ländern können die Sendungen in Übereinstimmung mit den nationalen Anforderungen überall auf der Welt versandt werden, selbst auf Märkten mit komplexen Zollverfahren wie Ägypten, Marokko und Kurdistan. - Possibilité d'expéditions conformes aux prescriptions nationales partout dans le monde, même sur les marchés dont les procédures douanières sont complexes comme l'Égypte, le Maroc ou le Kurdistan, grâce à la collaboration toujours active avec les organismes de certification homologués dans chaque pays. - Se pueden realizar envíos según la normativa nacional a cualquier parte del mundo, incluso a mercados con procedimientos aduaneros complejos como Egipto, Marruecos o Kurdistan, gracias a la cooperación permanente con los organismos de certificación acreditados en cada país. - Компания имеет возможность осуществлять поставки в любую точку мира в соответствии с национальными требованиями, даже на рынках со сложными таможенными процедурами, таких как Египет, Марокко, Курдистан, благодаря неизменно активному сотрудничеству с аккредитованными органами сертификации в каждой стране.

<sup>(1)</sup> Classificazione UPEC aggiornata al - Classement UPEC mis à jour au: 2024  
<sup>(2)</sup> Si consiglia la consultazione della pagina - On vous conseille de vous connecter à: <https://database.cstb.fr/holderdetails?UId=ETB-2094&AppRef=QB32>  
<sup>(3)</sup> Per ulteriori informazioni scrivere a - Pour tous renseignements complémentaires merci d'écrire à: [france@atlasconcorde.it](mailto:france@atlasconcorde.it)  
<sup>(4)</sup> Tutti i prodotti Atlas Concorde in gres porcellanato e in monocottura in pasta bianca possono essere utilizzati per progetti edili che seguono le linee guida del GREEN BUILDING COUNCIL e possono contribuire all'ottenimento del rating LEED V4 degli edifici.  
 All Atlas Concorde porcelain tiles and white-body single-fired products can be used for building projects that follow the guidelines of the GREEN BUILDING COUNCIL and can contribute to the achievement of the LEED V4 rating for buildings.





[atlasconcorde.com](https://atlasconcorde.com)

Copyright 2025 by Ceramiche Atlas Concorde S.p.A  
(41042 Spezzano di Fiorano (MO) - Italia)  
November 2025